


**HUMIDITY & TEMPERATURE TRANSMITTERS
0-10VDC / 4-20mA ROOM / DUCT**

EHRT.. EHDT..

These products can be used to monitor humidity or humidity + temperature inside rooms or ducts and give a 0-10vdc/4-20mA output signal linear across the measuring range.
The humidity sensor is capable of remaining stable in saturated conditions 100% RH for short periods. Suitable for use in HVAC & BMS systems.



Humidity..
0-100% RH non-condensing.
Accuracy <2%RH
Linearity and reproducibility <0.5%RH at 25 C
Long term stability <2%RH, 12 months

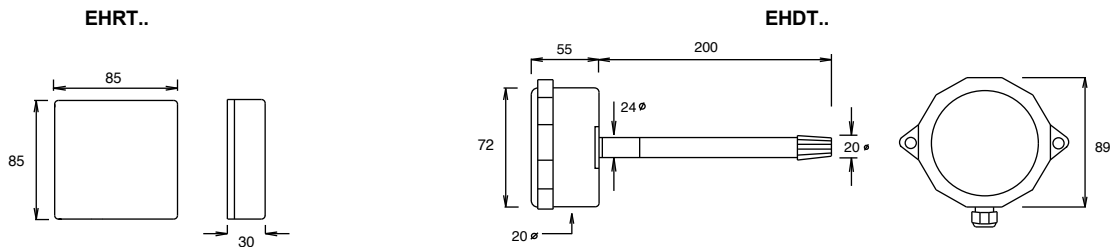
Temperature..
Accuracy <1°C
Linearity <0.5%
Max media -20/+70°C

Enclosure Flammability EHRT.. UL94-HB
EHDT.. UL94-V0

Type	Mounting	Range %RH	Range °C	Supply ±15%	Output Signal	Load	Consumption mA	Enclosure
EHRT-2	Room	0/100	-	24VAC/DC	0-10vdc	>10KΩ	25	IP30
EHRT-3	Room	0/100	-	24VDC	4-20mA loop	< 600 Ω	30	IP30
EHRT-4	Room	0/100	& -10/+50	24VAC/DC	2x 0-10vdc	>10KΩ	50	IP30
EHRT-5	Room	0/100	& -10/+50	24VDC	2x 4-20mA loop	< 600 Ω	60	IP30
EHDT-6	Duct	0/100	-	24VAC/DC	0-10vdc	>10KΩ	25	IP65
EHDT-7	Duct	0/100	-	24VDC	4-20mA loop	<600 Ω	30	IP65
EHDT-8	Duct	0/100	& -10/+50	24VAC/DC	2x 0-10vdc	>10KΩ	50	IP65
EHDT-9	Duct	0/100	& -10/+50	24VDC	2x 4-20mA loop	<600 Ω	60	IP65

OPTIONAL NTC/PT sensor for two wire temperature resistance output. Available on EHRT-2/3 and EHDT-6/7 models only
Add suffix of sensor required 10K3A1 10K4A1 PT100 PT1000 etc. ie EHRT-2/10K3A1/A, EHDT-6/10K3A1

DIMENSIONS:



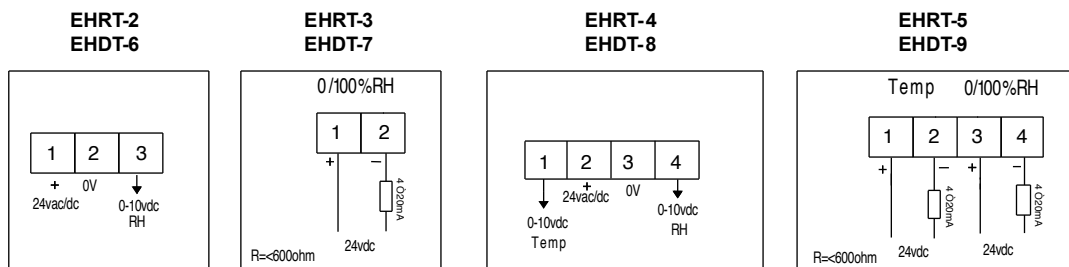
Can be mounted on square or round outlet box
Install the probe at any angle horizontal to downwards.
In areas of high humidity use the duct model and mount with probe facing downwards
Not suitable for dirty, dusty or aggressive media.

ACCESSORIES:

EE-RAD Radiation / Weather shield for EHDT
To protect from direct sunlight/weather conditions.
Install vertically as shown only



WIRING:



INSTALLATION:

Min sensor / control signal cable size 7/0.2mm Max length 100m. Keep away from power cables/units which may cause interference.
Screened cable is recommended. The screen should be earthed at controller end only. Terminals 0.5 - 2.5mm