


**CONDENSATION SENSOR
CHILLED CEILINGS / BEAMS**

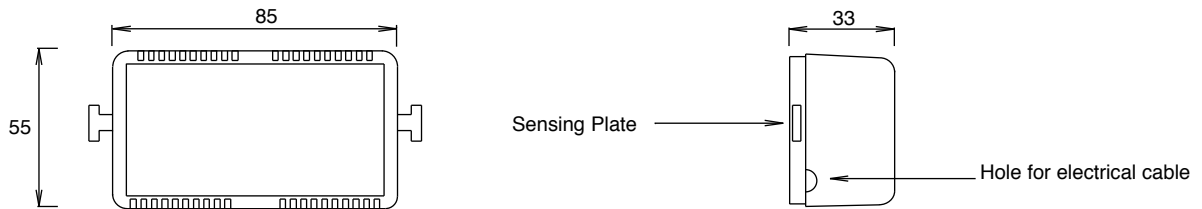
ECB-02

<p>Used to prevent indoor rain with chilled beam / ceiling systems etc by detecting the early onset of condensation. Condensation is detected by a specially treated sensing element fixed directly to an aluminium sensing plate.</p>	 <p>ECB-02</p>	<p>Volt free contacts Max ambient 0-60 C Accuracy ± 3% Screw Terminals 0.5-2.5mm For chilled ceilings recommended setting is approx 80% Enclosure Flammability = UL94-V0</p>
--	--	--

Type	Description	Operation	24V SPDT	Enclosure
ECB-02	Switch & sensor	Switch closes on detection of moisture and opens when dry.	5(2)A	IP30

DIMENSIONS:

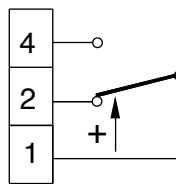
ECB-02



The set point adjuster is under the cover.

WIRING:

ECB-02



On detection of condensation contacts 1-2 open and 1-4 close.

INSTALLATION:

The unit should be mounted directly onto the coldest part of the pipe/beam.

The unit can be fixed into position by using the cable ties around the mounting bracket. Ensure that good thermal contact is maintained between the sensing plate and the pipe/beam. Do not allow any space between the contact area.