

FREEZE PROTECTION THERMOSTATS

EFP..

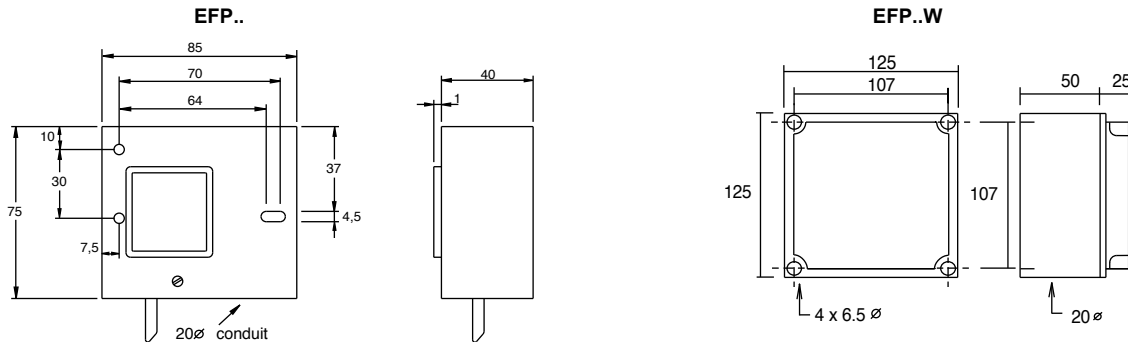
These products are used to prevent the freezing of liquids inside pipes or heating/cooling coils.



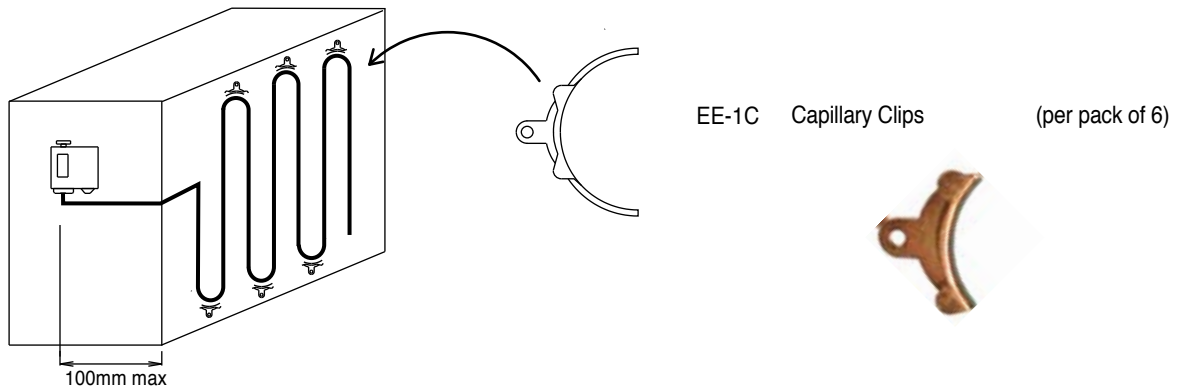
Tamperproof adjustment
Copper capillary tin plated
Volt free contacts
Max. ambient -30/+70 C
Enclosure Flammability UL94-V0

Type	Range °C	Diff. °C	230VAC SPDT	Capillary Length	Max. Bulb Temp. °C	Enclosure
EFP-1	-15/+15	2	24(10)A	6m	200	IP43
EFP-2	-15/+15	hand reset open low	24(10)A	6m	200	IP43
EFP-3	-15/+15	2	24(10)A	3m	200	IP43
EFP-4	-15/+15	hand reset open low	24(10)A	3m	200	IP43
EFP-1W	-15/+15	2	24(10)A	6m	200	IP65
EFP-2W	-15/+15	hand reset open low	24(10)A	6m	200	IP65
EFP-3W	-15/+15	2	24(10)A	3m	200	IP65
EFP-4W	-15/+15	hand reset open low	24(10)A	3m	200	IP65

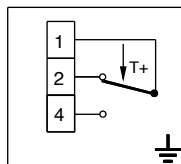
DIMENSIONS:



ACCESSORIES:



WIRING:



Open low = Contact 1 - 4 opens on temperature fall.. Temperature must rise to allow resetting

INSTALLATION: Fit the sensor to the front of the coil (downstream/air offside) or wrap around the pipe to guard against freezing at any point. No more than 10cm of the capillary should be outside the controlled space. The thermostat will switch when 30cm or more of any part of the capillary senses the set-point temperature. If the capillary is damaged, the unit will cut-out to the safety side. THE TEMPERATURE AROUND THE HOUSING SHOULD BE MAINTAINED HIGHER THAN THE SENSOR.